

Level 1 Frequently Missed: Control

Refer to The Print Tool Guide for Control Rules

This section is subjective. The grading of this component for Level 1 Certification is given more leniency than those of the other components.

Incorrect Point:

1)



Does this letter P have a point?

- Yes, the arrow is pointing to the point.
- This is a Control error.

2)



Does this number 3 have a point?

- Yes, the arrow is pointing to the point.
- This is a Control error.

3)



Does this letter B have a point?

- Yes, the arrow is pointing to the point.
- This is a Control error.

Incorrect Rounding:

1)



Does this letter have an incorrect rounding?

- Yes, the arrow is pointing to the part of the letter that is rounded that should not be rounded.

2)



Does this number 6 have an incorrect rounding?

- No, the number looks fine and is not a Control error.

3)

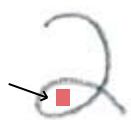


Does this number 8 have an incorrect rounding?

- No, the number looks fine and is not a Control error.

Gaps:

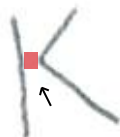
1)



Does this number 2 have a gap?

- Yes, the arrow is pointing to the gap.
- The gap is bigger than the 1/16" box on the Measuring Tool.

2)



Does this letter K have a gap?

- Yes, the arrow is pointing to the gap.
- The gap is bigger than the 1/16" box on the Measuring Tool.

3)



Does this letter R have a gap?

- No. Think of this letter in isolation. You need to think of a gap as a non-closure.
- This is a Placement error for a first grader because the left side of the letter does not touch the baseline.

Overstroke:

1)



Does this letter o have an overstroke?

- Yes, it does. The part of the letter the arrow is pointing to is more than 1/16" (on the Measuring Tool).

2)



Does this letter m have an overstroke?

- Yes, it does. The line is slightly out of the 1/16" box.

3)



Does this letter H have an overstroke?

- No. The little line across is within the 1/16" box.

Overtrace:

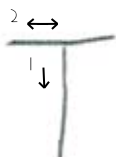
1)



Is this letter P an overtrace?

- No. The Big 3 Curricula make the P by going down and coming back up and over.


2)



Is this letter T an overtrace?

- Yes. The line at the top is written several times going from right to left. None of the Big 3 Curricula do this.

3)



Is this letter r an overtrace?

- No. It is written correctly. The line going below the baseline shows that this letter is a Placement error but NOT an overtrace.

Midpoint:

1)



Is this letter y a Midpoint error?

- Yes. When you measure the y with your Measuring Tool you will see that the middle of this letter is not in the gray. Therefore, it is a Midpoint error.

2)



Is this letter K a Midpoint error?

- Yes. When you measure the K with your Measuring Tool you will see that the middle of this letter is not in the gray. Therefore, it is a Midpoint error.

3)



Is this letter p a Midpoint error?

- No. When you measure the p with your Measuring Tool you will see that the lowest point of the curve is in the gray area.

Identical Parts Porportion

1)



Is this letter w an Identical Parts Proportion error?

- Yes. When you measure the first line of the w with your Measuring Tool, you get a 2. When you measure the line on the right side of the w you get a 4.5. Therefore, these two identical parts are not within 50% of one another.

2)



Is this letter x an Identical Parts Proportion error?

- No. When you measure both of the diagonal lines of the x you will see that they are within 50% of one another.

3)



Is this letter z an Identical Parts Proportion error?

- No. When you measure the top and the bottom line of the z, they are within 50% of one another.